

Ironman Safe Company Vault Door Installation Guide.



Post Construction

Vault doors can be ordered for Left or right sided hinges. Our Vault doors are easy to remove so that you can install the frame to the existing wall.

Made for pre or post construction installations.

The *Ironmansafe compression Bolt-in* is a way to use your existing foundations or for doing interior rooms with easy access and protection of your assets.

The Ironman Pre Construction is a once piece Frame with removable Door for separation during construction.

Made of ¼ inch powder coated steel, and removable door. Ironman Vaults are easy to install.

Vault doors can be ordered for Left or

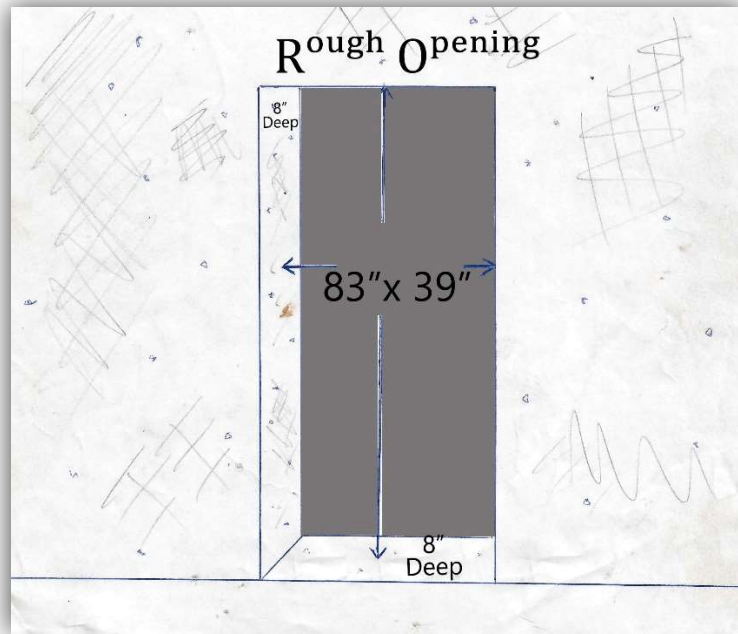


New Construction Vault Frame

**Installation:
Compression Vault Door Frame**



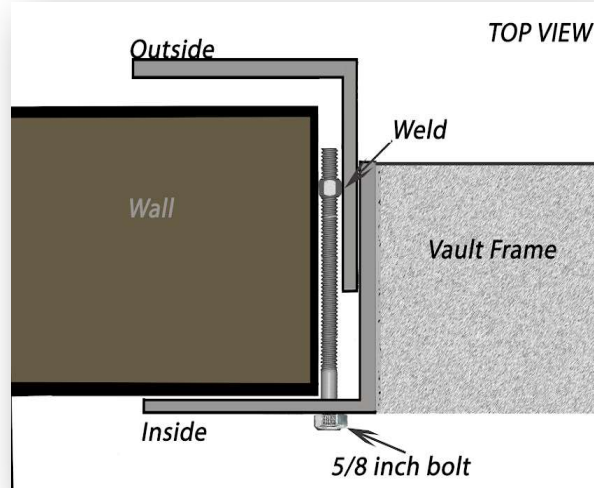
**For at 80 x 36 Ironman vault
Cut existing wall to 83" Vertical and 39" Horizontal**



BASICALLY:

**when you order an Ironman Vault you make your opening 3 inches wider.
70 x 36 would have an opening of 73" by 39" to make a nice snug fit.**

Clean the area of installation as much as possible before inserting.



Remove the bolts from the bolt in frame and take the frame apart.

Put the Non-hinged frame into the inside of the vault.

Next put the front frame on and with someone/thing holding the frames together loosely you



Install the bolts not quite snug at first, then in crossing patterns tighten the other bolts.

Make sure the frame stays square and is positioned with the frame being level before installing the door to the secure frame.




Secure and easy open INSIDE lock for egress.



New Construction Frame

The Pour-in Frame just requires the threaded J-Hooks or welded directly to the rebar in the cement wall.

Although the door comes off the hinges for installation, you need to take care of the finish when pouring the cement into the channels surrounding the Vault. Remember to keep the frame square during the pour.



The body is made of ¼ inch Steel. (10 gauge)

J-hooks screw in & you can weld or wrap the rebar around the L shaped hook.



Basic Colors:



WH34

BK211

GR05



BK26

Black and Burgundy now available.

